

February 25 - 27, 2011 Phillip Island, Australia

SUPPORT CLASS RESULTS



QBE AUSTRALIAN SUPERBIKE / LINFOX PROSTOCK 1000



Race 2

Date: 27/02/11
Event: R09
Weather: Overcast - Temp: 18.7C
Track: Dry: Temp - 41.6C

Started at: 14:29:52
Laps: 12
Starters: 30
Printed at: 14:57

PROVISIONAL RESULTS

Pos	No	Gr	Name	Class	Machine	Laps	Race Time	Behind	Fastest Lap	On Lap
1	14	A	Glenn ALLERTON (VIC) / Procon Racing	SB	BMW S 1000 RR	12	18:58.694		1:33.749	2
2	17	A	Troy HERFOSS (VIC) / Team Suzuki	SB	Suzuki GSX-R	12	19:02.959	4.265	1:33.859	2
3	27	A	Jamie STAUFFER (NSW) / Team Honda Racing	SB	Honda CBR-RR	12	19:07.323	8.629	1:33.841	2
4	11	A	Craig COXHELL (VIC) / Demolition Plus Gas Honda	SB	Honda CBR	12	19:10.716	12.022	1:34.898	3
5	12	A	Ben ATTARD (QLD)	SB	Aprilia RSV4	12	19:14.182	15.488	1:35.137	2
6	6	A	Robert BUGDEN (QLD) / Team Mack Trucks Suzuki	SB	Suzuki GSX-R	12	19:14.263	15.569	1:35.257	5
7	86	A	Beau BEATON (NSW) / North Coast V-Twins	SB	Ducati 1198 R	12	19:17.976	19.282	1:35.160	2
8	18	A	Ben HENRY (QLD)	SB	Suzuki GSX-R	12	19:28.057	29.363	1:36.018	5
9	32	A	Cole ODENDAAL (NSW) / NSW Compensation Lawyers / GAS Honda Racing	SB	Honda CBR-RR	12	19:31.806	33.112	1:36.519	7
10	65	B	Cru HALLIDAY (NSW)	PS	Yamaha YZF-R1	12	19:49.497	50.803	1:37.519	4
11	54	A	Adam CHRISTIE (SA)	SB	Honda CBR-RR	12	20:01.456	1:02.762	1:37.713	2
12	20	C	Matthew WALTERS (NSW)	PS	Kawasaki ZX10R	12	20:07.452	1:08.758	1:38.805	2
13	50	A	John ROSS (NZ)	PS	BMW S 1000 RR	12	20:19.930	1:21.236	1:40.409	2
14	68	A	Andrew ORD (VIC) / Ords Motorcycles	SB	Suzuki GSX-R	12	20:22.127	1:23.433	1:40.581	10
15	43	A	Daniel MOULTON (VIC) / Mornington Kawasaki	PS	Kawasaki ZX10R	12	20:24.494	1:25.800	1:40.683	3
16	38	C	Linden MAGEE (QLD)	PS	BMW S 1000 RR	12	20:24.526	1:25.832	1:40.588	3
17	64	B	Chris KNOX (NSW)	PS	BMW S1000RR	12	20:29.120	1:30.426	1:40.704	2
18	35	A	John PHELAN (VIC) / Mornington Kawasaki	PS	Kawasaki ZX10R	12	20:30.009	1:31.315	1:40.394	6
19	22	C	Nathan HOUTERMAN (QLD)	PS	Honda CBR-RR	12	20:34.005	1:35.311	1:41.590	3
20	49	C	Garry VAN DIGGELE (NSW)	PS	Honda CBR-RR	12	20:39.716	1:41.022	1:41.843	7
21	52	C	Ryan YANKO (QLD)	PS	Honda CBR-RR	12	20:40.077	1:41.383	1:42.276	8
22	55	C	Brett KITCHIN (QLD)	PS	Kawasaki ZX10R	11	18:59.589	1 Lap	1:42.133	6
23	7	B	Sam HEATH (QLD)	PS	BMW S 1000 RR	11	19:00.078	1 Lap	1:41.660	4
24	3	B	Phil LOVETT (NSW) / KTM Australia	PS	KTM RC8R	11	19:03.937	1 Lap	1:42.211	3
25	26	B	Michael JEFFERY (NSW)	SB	Yamaha YZF-R1	11	19:04.178	1 Lap	1:42.240	6
26	15	B	Ben NICOLSON (VIC) / Elliott Bros	PS	Kawasaki ZX10R	11	19:16.903	1 Lap	1:42.779	4
27	23	C	Scott YATES (NSW) / City Bikeworx	PS	Kawasaki ZX10R	11	19:19.308	1 Lap	1:43.084	9
DNF	47	A	Wayne MAXWELL (VIC) / Team Honda Racing	SB	Honda CBR-RR	6	9:32.697	6 Laps	1:33.502	2
DNF	99	B	Doug HALL (VIC) / Bendigo Yamaha	PS	Honda CBR-RR	2	3:42.120	10 Laps	1:46.985	2
DNF	45	A	Kris McLAREN (VIC) / Kirk McCarthy Memorial Award	SB	Honda CBR-RR	1	1:42.379	11 Laps	1:42.379	1

Fastest Lap was 1:33.502 by Wayne MAXWELL (VIC)

Current race record for SBK class - 1:32.316 by Wayne MAXWELL (VIC) on a Honda CBR RR set on 17/10/09

Current race record for PS class - 1:36.325 by Ben HENRY (WA) on a Suzuki GSXR set on 05/12/10

*** Rider 35 (John PHELAN (VIC)) - 10 second penalty imposed by Clerk of Course for jumped start ***

The results are provisional until the end of the time limit for protests and appeals.

Chief Time Keeper - Scott Laing

Clerk of Course - Peter Smith

Computime Race Timing Systems Pty Ltd © 1996-2008
Licensed to Computime Race Timing Systems


www.computime.com.au

COMPUTIME RACE TIMING SYSTEMS PTY LTD

9 Timber Lane, Glen Waverley, Vic 3150. Ph : 0418 17 13 17

E-mail : scott@computime.com.au





February 25 - 27, 2011 Phillip Island, Australia

SUPPORT CLASS RESULTS



QBE AUSTRALIAN SUPERBIKE / LINFOX PROSTOCK 1000



Race 2

Date: 27/02/11
Event: R09
Weather: Overcast - Temp: 18.7C
Track: Dry: Temp - 41.6C

Started at: 14:29:52
Laps: 12
Starters: 30
Printed at: 14:57


PROVISIONAL LAP TIMES

No	Name	Lap 1	Lap 2	Lap 3	Lap 4	Lap 5	Lap 6	Lap 7	Lap 8	Lap 9	Lap 10	Lap 11	Lap 12
3	Phil LOVETT (NSW)	1:52.174	1:43.764	1:42.211	1:42.466	1:42.218	1:42.620	1:42.935	1:44.600	1:42.422	1:42.772	1:45.755	
6	Robert BUGDEN (QLD)	1:41.750	1:35.594	1:35.964	1:35.716	1:35.257	1:36.033	1:35.676	1:35.394	1:35.334	1:35.509	1:35.873	1:36.163
7	Sam HEATH (QLD)	1:52.030	1:43.998	1:43.299	1:41.660	1:42.633	1:42.026	1:42.551	1:42.720	1:42.339	1:43.582	1:43.240	
11	Craig COXHELL (VIC)	1:41.961	1:35.403	1:34.898	1:35.527	1:36.230	1:35.612	1:34.993	1:35.065	1:35.278	1:35.039	1:35.080	1:35.630
12	Ben ATTARD (QLD)	1:41.621	1:35.137	1:35.358	1:35.769	1:36.087	1:36.076	1:35.577	1:35.629	1:35.385	1:35.992	1:35.618	1:35.933
14	Glenn ALLERTON (VIC)	1:40.129	1:33.749	1:33.904	1:35.085	1:33.780	1:35.306	1:34.136	1:34.166	1:34.270	1:34.447	1:34.514	1:35.208
15	Ben NICOLSON (VIC)	1:53.167	1:43.953	1:43.662	1:42.779	1:44.373	1:44.466	1:43.979	1:44.484	1:44.960	1:45.746	1:45.334	
17	Troy HERFOSS (VIC)	1:40.172	1:33.859	1:34.722	1:34.162	1:34.635	1:35.498	1:34.317	1:34.533	1:34.466	1:34.644	1:36.151	1:35.800
18	Ben HENRY (QLD)	1:45.225	1:36.711	1:36.271	1:36.034	1:36.018	1:36.607	1:36.955	1:36.555	1:36.923	1:36.995	1:36.509	1:37.254
20	Matthew WALTERS (NSW)	1:46.212	1:38.805	1:38.927	1:39.354	1:39.739	1:40.110	1:40.661	1:40.088	1:41.162	1:40.840	1:40.492	1:41.062
22	Nathan HOUTERMAN (QLD)	1:51.509	1:44.005	1:41.590	1:41.822	1:42.131	1:41.780	1:41.602	1:41.602	1:41.752	1:41.781	1:42.122	1:42.309
23	Scott YATES (NSW)	1:53.428	1:44.870	1:43.916	1:43.590	1:44.550	1:44.352	1:44.726	1:43.370	1:43.084	1:48.918	1:44.504	
26	Michael JEFFERY (NSW)	1:53.146	1:44.282	1:43.183	1:43.209	1:42.385	1:42.240	1:42.941	1:43.244	1:42.947	1:42.872	1:43.729	
27	Jamie STAUFFER (NSW)	1:39.591	1:33.841	1:33.927	1:33.992	1:34.443	1:36.757	1:34.770	1:35.504	1:36.415	1:35.453	1:35.819	1:36.811
32	Cole ODENDAAL (NSW)	1:45.646	1:37.070	1:37.144	1:36.679	1:36.674	1:36.934	1:36.519	1:36.589	1:36.823	1:37.006	1:36.979	1:37.743
35	John PHELAN (VIC)	1:48.177	1:41.004	1:40.807	1:40.870	1:40.630	1:40.394	1:42.038	1:41.185	1:41.108	1:41.053	1:41.764	1:40.979
38	Linden MAGEE (QLD)	1:48.859	1:41.011	1:40.588	1:41.102	1:41.844	1:41.571	1:41.959	1:41.938	1:41.108	1:41.690	1:41.209	1:41.647
43	Daniel MOULTON (VIC)	1:50.400	1:42.196	1:40.683	1:40.893	1:40.885	1:41.224	1:41.605	1:41.454	1:41.275	1:41.355	1:41.465	1:41.059
45	Kris McLAREN (VIC)	1:42.379											
47	Wayne MAXWELL (VIC)	1:40.574	1:33.502	1:33.784	1:33.733	1:33.722	1:37.382						
49	Garry VAN DIGGELE (NSW)	1:51.726	1:43.774	1:42.407	1:42.395	1:42.140	1:42.600	1:41.843	1:42.569	1:42.233	1:43.479	1:42.512	1:42.038
50	John ROSS (NZ)	1:48.502	1:40.409	1:40.499	1:40.628	1:40.859	1:40.900	1:42.788	1:41.148	1:40.922	1:41.000	1:41.253	1:41.022
52	Ryan YANKO (QLD)	1:49.992	1:42.913	1:42.479	1:42.943	1:43.823	1:42.763	1:43.029	1:42.276	1:42.642	1:42.328	1:42.597	1:42.292
54	Adam CHRISTIE (SA)	1:45.613	1:37.713	1:38.741	1:40.262	1:40.107	1:39.706	1:39.379	1:39.500	1:39.128	1:39.709	1:41.083	1:40.515
55	Brett KITCHIN (QLD)	1:50.874	1:42.514	1:42.285	1:42.681	1:42.239	1:42.133	1:42.510	1:44.058	1:43.895	1:43.322	1:43.078	
64	Chris KNOX (NSW)	1:49.998	1:40.704	1:41.623	1:41.603	1:42.124	1:42.233	1:41.612	1:41.537	1:41.475	1:41.730	1:41.641	1:42.840
65	Cru HALLIDAY (NSW)	1:44.936	1:37.735	1:37.698	1:37.519	1:38.528	1:38.631	1:38.487	1:38.690	1:38.733	1:38.888	1:39.430	1:40.222
68	Andrew ORD (VIC)	1:49.179	1:40.907	1:40.690	1:40.972	1:41.341	1:42.331	1:41.690	1:41.374	1:40.846	1:40.581	1:40.957	1:41.259
86	Beau BEATON (NSW)	1:42.231	1:35.160	1:36.134	1:35.396	1:35.474	1:35.737	1:35.607	1:35.747	1:35.868	1:35.789	1:36.449	1:38.384
99	Doug HALL (VIC)	1:55.135	1:46.985										

*** Rider 35 (John PHELAN (VIC)) - 10 second penalty imposed by Clerk of Course for jumped start ***

The results are provisional until the end of the time limit for protests and appeals.


Chief Time Keeper - Scott Laing


Clerk of Course - Peter Smith



Computime Race Timing Systems Pty Ltd © 1996-2008
Licensed to Computime Race Timing Systems


www.computime.com.au

COMPUTIME RACE TIMING SYSTEMS PTY LTD

9 Timber Lane, Glen Waverley, Vic 3150. Ph : 0418 17 13 17

E-mail : scott@computime.com.au





February 25 - 27, 2011 Phillip Island, Australia

SUPPORT CLASS RESULTS



QBE AUSTRALIAN SUPERBIKE / LINFOX PROSTOCK 1000



Race 2

Date: 27/02/11
Event: R09
Weather: Overcast - Temp: 18.7C
Track: Dry: Temp - 41.6C

Started at: 14:29:52
Laps: 12
Starters: 30
Printed at: 14:57

PROVISIONAL SPLIT TIMES

Lap	Split 1	Split 2	Split 3	Lap Time	Lap	Split 1	Split 2	Split 3	Lap Time
3 Phil LOVETT (NSW) (24th)					32 Cole ODENDAAL (NSW) (9th)				
1	38.114	41.880	28.445	1:48.439	1	35.933	39.540	27.351	1:42.824
2	33.498	41.123	29.143	1:43.764	2	31.304	38.791	26.975	1:37.070
3	33.272	40.566	28.373	1:42.211	3	31.362	38.774	27.008	1:37.144
4	33.487	40.519	28.460	1:42.466	4	31.159	38.519	27.001	1:36.679
5	33.229	40.508	28.481	1:42.218	5	30.994	38.511	27.169	1:36.674
6	33.108	40.870	28.642	1:42.620	6	31.166	38.784	26.984	1:36.934
7	33.361	40.840	28.734	1:42.935	7	31.159	38.422	26.938	1:36.519
8	33.148	42.716	28.736	1:44.600	8	31.154	38.491	26.944	1:36.589
9	33.238	40.622	28.562	1:42.422	9	31.174	38.523	27.126	1:36.823
10	33.302	40.417	29.053	1:42.772	10	31.441	38.542	27.023	1:37.006
11	33.490	43.800	28.465	1:45.755	11	31.354	38.512	27.113	1:36.979
					12	31.300	39.164	27.279	1:37.743
6 Robert BUGDEN (QLD) (6th)					35 John PHELAN (VIC) (18th)				
1	34.961	38.444	26.434	1:39.839	1	36.828	40.691	27.836	1:45.355
2	30.619	38.223	26.752	1:35.594	2	32.670	40.840	27.494	1:41.004
3	30.834	38.288	26.842	1:35.964	3	32.794	40.391	27.622	1:40.807
4	30.740	38.183	26.793	1:35.716	4	32.644	40.540	27.686	1:40.870
5	30.562	38.146	26.549	1:35.257	5	32.671	40.271	27.688	1:40.630
6	30.773	38.430	26.830	1:36.033	6	32.674	40.150	27.570	1:40.394
7	30.742	38.235	26.699	1:35.676	7	32.934	41.334	27.770	1:42.038
8	30.472	38.226	26.696	1:35.394	8	33.012	40.434	27.739	1:41.185
9	30.653	38.090	26.591	1:35.334	9	32.989	40.391	27.728	1:41.108
10	30.663	38.104	26.742	1:35.509	10	32.856	40.322	27.875	1:41.053
11	30.962	38.116	26.795	1:35.873	11	32.891	40.817	28.056	1:41.764
12	30.792	38.512	26.859	1:36.163	12	32.863	40.224	27.892	1:40.979
7 Sam HEATH (QLD) (23th)					38 Linden MAGEE (QLD) (16th)				
1	37.093	42.381	28.309	1:47.783	1	36.622	40.914	27.959	1:45.495
2	33.406	41.329	29.263	1:43.998	2	32.639	40.483	27.889	1:41.011
3	33.449	41.210	28.640	1:43.299	3	32.403	40.347	27.838	1:40.588
4	32.794	40.601	28.265	1:41.660	4	32.494	40.537	28.071	1:41.102
5	33.225	40.973	28.435	1:42.633	5	32.553	40.713	28.578	1:41.844
6	32.836	40.967	28.223	1:42.026	6	32.565	40.791	28.215	1:41.571
7	32.800	41.235	28.516	1:42.551	7	32.796	40.600	28.563	1:41.959
8	32.950	41.114	28.656	1:42.720	8	32.890	40.625	28.423	1:41.938
9	32.548	41.391	28.400	1:42.339	9	32.480	40.539	28.089	1:41.108
10	32.849	42.197	28.536	1:43.582	10	32.897	40.382	28.411	1:41.690
11	33.244	41.516	28.480	1:43.240	11	32.703	40.299	28.207	1:41.209
					12	32.698	40.434	28.515	1:41.647
11 Craig COXHILL (VIC) (4th)									
1	35.085	38.275	26.384	1:39.744					

Scott Laing
Chief Time Keeper - Scott Laing

Peter Smith
Clerk of Course - Peter Smith

Computime Race Timing Systems Pty Ltd © 1996-2008
Licensed to Computime Race Timing Systems

www.computime.com.au

COMPUTIME RACE TIMING SYSTEMS PTY LTD

9 Timber Lane, Glen Waverley, Vic 3150. Ph : 0418 17 13 17

E-mail : scott@computime.com.au





February 25 - 27, 2011 Phillip Island, Australia

SUPPORT CLASS RESULTS



QBE AUSTRALIAN SUPERBIKE / LINFOX PROSTOCK 1000



Race 2

Date: 27/02/11
Event: R09
Weather: Overcast - Temp: 18.7C
Track: Dry: Temp - 41.6C

Started at: 14:29:52
Laps: 12
Starters: 30
Printed at: 14:57

PROVISIONAL SPLIT TIMES

Lap	Split 1	Split 2	Split 3	Lap Time	Lap	Split 1	Split 2	Split 3	Lap Time
2	30.556	38.429	26.418	1:35.403	43 Daniel MOULTON (VIC) (15th)				
3	30.709	37.821	26.368	1:34.898	1	37.366	41.461	28.127	1:46.954
4	30.707	38.182	26.638	1:35.527	2	32.853	41.256	28.087	1:42.196
5	31.130	38.150	26.950	1:36.230	3	32.393	40.378	27.912	1:40.683
6	30.910	38.157	26.545	1:35.612	4	32.442	40.625	27.826	1:40.893
7	30.622	37.846	26.525	1:34.993	5	32.280	40.524	28.081	1:40.885
8	30.623	37.821	26.621	1:35.065	6	32.577	40.491	28.156	1:41.224
9	30.780	37.913	26.585	1:35.278	7	32.612	40.784	28.209	1:41.605
10	30.670	37.869	26.500	1:35.039	8	32.588	40.868	27.998	1:41.454
11	30.589	37.977	26.514	1:35.080	9	32.631	40.654	27.990	1:41.275
12	30.862	38.092	26.676	1:35.630	10	32.507	40.904	27.944	1:41.355
12 Ben ATTARD (QLD) (5th)					11	32.725	40.683	28.057	1:41.465
1	34.772	38.383	26.549	1:39.704	12	32.488	40.580	27.991	1:41.059
2	30.586	37.875	26.676	1:35.137	45 Kris McLAREN (VIC) (30th)				
3	30.738	37.848	26.772	1:35.358	1	35.171	38.607	26.350	1:40.128
4	30.634	38.410	26.725	1:35.769	47 Wayne MAXWELL (VIC) (28th)				
5	30.921	38.161	27.005	1:36.087	1	35.730	38.047	26.151	1:39.928
6	30.886	38.507	26.683	1:36.076	2	30.082	37.430	25.990	1:33.502
7	30.691	38.076	26.810	1:35.577	3	30.051	37.617	26.116	1:33.784
8	30.757	38.055	26.817	1:35.629	4	30.059	37.493	26.181	1:33.733
9	30.719	37.942	26.724	1:35.385	5	30.096	37.383	26.243	1:33.722
10	30.987	38.319	26.686	1:35.992	6	32.716	38.087	26.579	1:37.382
11	30.731	38.186	26.701	1:35.618	49 Garry VAN DIGGELE (NSW) (20th)				
12	30.763	38.408	26.762	1:35.933	1	37.293	41.835	28.505	1:47.633
14 Glenn ALLERTON (VIC) (1st)					2	33.153	41.480	29.141	1:43.774
1	34.702	37.777	26.224	1:38.703	3	33.384	40.736	28.287	1:42.407
2	30.125	37.343	26.281	1:33.749	4	33.305	40.718	28.372	1:42.395
3	30.047	37.465	26.392	1:33.904	5	33.113	40.718	28.309	1:42.140
4	30.326	38.427	26.332	1:35.085	6	33.061	40.989	28.550	1:42.600
5	30.107	37.420	26.253	1:33.780	7	32.836	40.811	28.196	1:41.843
6	31.172	37.751	26.383	1:35.306	8	33.430	40.703	28.436	1:42.569
7	30.209	37.541	26.386	1:34.136	9	33.222	40.478	28.533	1:42.233
8	30.129	37.555	26.482	1:34.166	10	33.498	41.330	28.651	1:43.479
9	30.231	37.607	26.432	1:34.270	11	33.126	40.919	28.467	1:42.512
10	30.241	37.707	26.499	1:34.447	12	33.000	40.540	28.498	1:42.038
11	30.112	37.789	26.613	1:34.514	50 John ROSS (NZ) (13th)				
12	30.477	37.926	26.805	1:35.208	1	37.192	40.359	27.945	1:45.496
15 Ben NICOLSON (VIC) (26th)					2	32.545	40.052	27.762	1:40.409

Scott Laing
Chief Time Keeper - Scott Laing

Peter Smith
Clerk of Course - Peter Smith

Computime Race Timing Systems Pty Ltd © 1996-2008
Licensed to Computime Race Timing Systems

www.computime.com.au

COMPUTIME RACE TIMING SYSTEMS PTY LTD

9 Timber Lane, Glen Waverley, Vic 3150. Ph : 0418 17 13 17

E-mail : scott@computime.com.au





February 25 - 27, 2011 Phillip Island, Australia

SUPPORT CLASS RESULTS



QBE AUSTRALIAN SUPERBIKE / LINFOX PROSTOCK 1000



Race 2

Date: 27/02/11
Event: R09
Weather: Overcast - Temp: 18.7C
Track: Dry: Temp - 41.6C

Started at: 14:29:52
Laps: 12
Starters: 30
Printed at: 14:57

PROVISIONAL SPLIT TIMES

Lap	Split 1	Split 2	Split 3	Lap Time	Lap	Split 1	Split 2	Split 3	Lap Time
2	33.273	41.795	28.885	1:43.953	3	32.618	39.951	27.930	1:40.499
3	33.279	41.663	28.720	1:43.662	4	32.775	40.078	27.775	1:40.628
4	33.403	40.842	28.534	1:42.779	5	32.579	40.328	27.952	1:40.859
5	33.327	42.045	29.001	1:44.373	6	32.684	40.394	27.822	1:40.900
6	33.557	41.731	29.178	1:44.466	7	33.055	41.764	27.969	1:42.788
7	33.683	41.544	28.752	1:43.979	8	32.823	40.355	27.970	1:41.148
8	33.503	42.082	28.899	1:44.484	9	32.765	40.351	27.806	1:40.922
9	33.758	42.103	29.099	1:44.960	10	32.717	40.290	27.993	1:41.000
10	34.585	41.897	29.264	1:45.746	11	32.759	40.372	28.122	1:41.253
11	33.579	41.978	29.777	1:45.334	12	32.687	40.211	28.124	1:41.022

17 Troy HERFOSS (VIC) (2nd)

1	34.264	38.189	26.111	1:38.564
2	30.230	37.381	26.248	1:33.859
3	30.585	37.716	26.421	1:34.722
4	30.182	37.551	26.429	1:34.162
5	30.563	37.701	26.371	1:34.635
6	30.913	38.209	26.376	1:35.498
7	30.394	37.557	26.366	1:34.317
8	30.309	37.596	26.628	1:34.533
9	30.249	37.655	26.562	1:34.466
10	30.368	37.693	26.583	1:34.644
11	30.889	38.596	26.666	1:36.151
12	30.532	38.091	27.177	1:35.800

52 Ryan YANKO (QLD) (21th)

1	36.864	41.059	28.480	1:46.403
2	33.122	41.422	28.369	1:42.913
3	32.705	41.261	28.513	1:42.479
4	32.921	41.364	28.658	1:42.943
5	33.801	41.520	28.502	1:43.823
6	33.046	41.178	28.539	1:42.763
7	33.340	41.052	28.637	1:43.029
8	33.105	40.881	28.290	1:42.276
9	33.126	41.199	28.317	1:42.642
10	32.805	41.271	28.252	1:42.328
11	32.966	41.347	28.284	1:42.597
12	33.253	40.635	28.404	1:42.292

18 Ben HENRY (QLD) (8th)

1	35.615	39.711	27.384	1:42.710
2	31.442	38.329	26.940	1:36.711
3	30.743	38.601	26.927	1:36.271
4	30.823	38.340	26.871	1:36.034
5	30.824	38.237	26.957	1:36.018
6	31.024	38.487	27.096	1:36.607
7	31.212	38.569	27.174	1:36.955
8	31.066	38.391	27.098	1:36.555
9	31.030	38.796	27.097	1:36.923
10	31.249	38.641	27.105	1:36.995
11	31.073	38.286	27.150	1:36.509
12	31.077	38.837	27.340	1:37.254

54 Adam CHRISTIE (SA) (11th)

1	35.738	39.525	27.607	1:42.870
2	31.647	39.029	27.037	1:37.713
3	31.240	39.855	27.646	1:38.741
4	32.285	40.146	27.831	1:40.262
5	32.503	39.509	28.095	1:40.107
6	32.385	39.764	27.557	1:39.706
7	32.389	39.548	27.442	1:39.379
8	32.282	39.516	27.702	1:39.500
9	32.282	39.445	27.401	1:39.128
10	32.383	39.668	27.658	1:39.709
11	32.605	40.231	28.247	1:41.083
12	32.422	40.147	27.946	1:40.515

20 Matthew WALTERS (NSW) (12th)

1	36.397	39.671	27.341	1:43.409
2	31.817	39.626	27.362	1:38.805

Scott Laing
Chief Time Keeper - Scott Laing

55 Brett KITCHIN (QLD) (22th)

1	37.177	41.575	28.317	1:47.069
2	31.821	41.132	28.561	1:42.514

Peter Smith
Clerk of Course - Peter Smith

Computime Race Timing Systems Pty Ltd © 1996-2008
Licensed to Computime Race Timing Systems

www.computime.com.au

COMPUTIME RACE TIMING SYSTEMS PTY LTD

9 Timber Lane, Glen Waverley, Vic 3150. Ph : 0418 17 13 17

E-mail : scott@computime.com.au





February 25 - 27, 2011 Phillip Island, Australia

SUPPORT CLASS RESULTS



QBE AUSTRALIAN SUPERBIKE / LINFOX PROSTOCK 1000



Race 2

Date: 27/02/11
Event: R09
Weather: Overcast - Temp: 18.7C
Track: Dry: Temp - 41.6C

Started at: 14:29:52
Laps: 12
Starters: 30
Printed at: 14:57

PROVISIONAL SPLIT TIMES

Lap	Split 1	Split 2	Split 3	Lap Time	Lap	Split 1	Split 2	Split 3	Lap Time
3	31.839	39.680	27.408	1:38.927	3	33.013	40.507	28.765	1:42.285
4	31.953	39.927	27.474	1:39.354	4	32.867	41.153	28.661	1:42.681
5	32.163	39.900	27.676	1:39.739	5	33.250	40.487	28.502	1:42.239
6	32.351	40.197	27.562	1:40.110	6	33.040	40.531	28.562	1:42.133
7	32.406	40.561	27.694	1:40.661	7	33.120	41.168	28.222	1:42.510
8	32.117	40.304	27.667	1:40.088	8	33.161	42.396	28.501	1:44.058
9	32.636	40.575	27.951	1:41.162	9	33.857	41.290	28.748	1:43.895
10	32.514	40.693	27.633	1:40.840	10	33.634	41.246	28.442	1:43.322
11	32.362	40.379	27.751	1:40.492	11	33.174	41.185	28.719	1:43.078
12	32.412	40.515	28.135	1:41.062					

22 Nathan HOUTERMAN (QLD) (19th)

1	37.084	41.961	28.393	1:47.438
2	33.637	41.369	28.999	1:44.005
3	32.906	40.697	27.987	1:41.590
4	33.003	40.807	28.012	1:41.822
5	33.314	40.717	28.100	1:42.131
6	32.952	40.487	28.341	1:41.780
7	33.141	40.403	28.058	1:41.602
8	33.110	40.326	28.166	1:41.602
9	33.194	40.338	28.220	1:41.752
10	32.949	40.670	28.162	1:41.781
11	33.210	40.709	28.203	1:42.122
12	33.130	40.841	28.338	1:42.309

64 Chris KNOX (NSW) (17th)

1	36.793	41.282	28.129	1:46.204
2	31.990	40.858	27.856	1:40.704
3	32.352	41.032	28.239	1:41.623
4	32.478	40.953	28.172	1:41.603
5	32.889	41.082	28.153	1:42.124
6	32.698	41.320	28.215	1:42.233
7	32.700	40.772	28.140	1:41.612
8	32.676	40.771	28.090	1:41.537
9	32.519	40.912	28.044	1:41.475
10	32.634	40.792	28.304	1:41.730
11	32.599	40.824	28.218	1:41.641
12	32.671	41.466	28.703	1:42.840

23 Scott YATES (NSW) (27th)

1	37.769	42.634	28.648	1:49.051
2	33.437	42.660	28.773	1:44.870
3	33.298	41.814	28.804	1:43.916
4	33.120	41.791	28.679	1:43.590
5	33.649	41.923	28.978	1:44.550
6	33.731	41.973	28.648	1:44.352
7	33.601	42.304	28.821	1:44.726
8	33.294	41.449	28.627	1:43.370
9	32.904	41.596	28.584	1:43.084
10	36.040	44.372	28.506	1:48.918
11	33.309	42.673	28.522	1:44.504

65 Cru HALLIDAY (NSW) (10th)

1	35.715	39.425	27.190	1:42.330
2	31.559	39.078	27.098	1:37.735
3	31.533	39.083	27.082	1:37.698
4	31.410	38.986	27.123	1:37.519
5	31.668	39.351	27.509	1:38.528
6	31.821	39.241	27.569	1:38.631
7	31.682	39.424	27.381	1:38.487
8	31.794	39.385	27.511	1:38.690
9	31.847	39.472	27.414	1:38.733
10	31.803	39.527	27.558	1:38.888
11	32.065	39.641	27.724	1:39.430
12	31.922	40.325	27.975	1:40.222

26 Michael JEFFERY (NSW) (25th)

1	38.183	42.126	28.889	1:49.198
2	34.088	41.754	28.440	1:44.282
3	33.420	41.252	28.511	1:43.183

68 Andrew ORD (VIC) (14th)

1	37.585	40.867	27.693	1:46.145
2	32.525	40.603	27.779	1:40.907
3	32.666	40.186	27.838	1:40.690

Chief Time Keeper - Scott Laing

Clerk of Course - Peter Smith

Computime Race Timing Systems Pty Ltd © 1996-2008
Licensed to Computime Race Timing Systems


www.computime.com.au

COMPUTIME RACE TIMING SYSTEMS PTY LTD

9 Timber Lane, Glen Waverley, Vic 3150. Ph : 0418 17 13 17

E-mail : scott@computime.com.au





February 25 - 27, 2011 Phillip Island, Australia

SUPPORT CLASS RESULTS



QBE AUSTRALIAN SUPERBIKE / LINFOX PROSTOCK 1000



Race 2

Date: 27/02/11
Event: R09
Weather: Overcast - Temp: 18.7C
Track: Dry: Temp - 41.6C

Started at: 14:29:52
Laps: 12
Starters: 30
Printed at: 14:57

PROVISIONAL SPLIT TIMES

Lap	Split 1	Split 2	Split 3	Lap Time	Lap	Split 1	Split 2	Split 3	Lap Time
4	33.775	40.889	28.545	1:43.209	4	32.661	40.323	27.988	1:40.972
5	33.171	40.885	28.329	1:42.385	5	32.837	40.518	27.986	1:41.341
6	33.156	40.585	28.499	1:42.240	6	32.778	41.016	28.537	1:42.331
7	33.502	40.934	28.505	1:42.941	7	32.658	40.475	28.557	1:41.690
8	33.743	41.019	28.482	1:43.244	8	33.063	40.320	27.991	1:41.374
9	33.444	41.008	28.495	1:42.947	9	32.693	40.071	28.082	1:40.846
10	33.154	41.117	28.601	1:42.872	10	32.339	40.014	28.228	1:40.581
11	33.828	41.425	28.476	1:43.729	11	32.512	40.197	28.248	1:40.957
					12	32.709	40.051	28.499	1:41.259

27 Jamie STAUFFER (NSW) (3rd)

1	34.719	37.645	26.007	1:38.371
2	30.096	37.480	26.265	1:33.841
3	30.129	37.440	26.358	1:33.927
4	30.203	37.392	26.397	1:33.992
5	30.221	37.697	26.525	1:34.443
6	31.799	37.893	27.065	1:36.757
7	30.370	37.822	26.578	1:34.770
8	30.460	38.178	26.866	1:35.504
9	30.595	38.972	26.848	1:36.415
10	30.511	38.083	26.859	1:35.453
11	30.619	37.973	27.227	1:35.819
12	30.762	38.672	27.377	1:36.811

86 Beau BEATON (NSW) (7th)

1	35.514	38.174	26.488	1:40.176
2	30.540	37.974	26.646	1:35.160
3	30.899	38.277	26.958	1:36.134
4	30.798	37.904	26.694	1:35.396
5	30.848	38.037	26.589	1:35.474
6	30.771	38.281	26.685	1:35.737
7	30.707	38.276	26.624	1:35.607
8	30.878	38.242	26.627	1:35.747
9	30.848	38.328	26.692	1:35.868
10	30.850	38.385	26.554	1:35.789
11	31.159	38.442	26.848	1:36.449
12	31.737	39.343	27.304	1:38.384

99 Doug HALL (VIC) (29th)

1	37.520	43.031	29.821	1:50.372
2	34.391	43.244	29.350	1:46.985

*** Rider 35 (John PHELAN (VIC)) - 10 second penalty imposed by Clerk of Course for jumped start ***

The results are provisional until the end of the time limit for protests and appeals.

Chief Time Keeper - Scott Laing

Clerk of Course - Peter Smith



Computime Race Timing Systems Pty Ltd © 1996-2008
Licensed to Computime Race Timing Systems


www.computime.com.au

COMPUTIME RACE TIMING SYSTEMS PTY LTD

9 Timber Lane, Glen Waverley, Vic 3150. Ph : 0418 17 13 17

E-mail : scott@computime.com.au





February 25 - 27, 2011 Phillip Island, Australia

SUPPORT CLASS RESULTS



QBE AUSTRALIAN SUPERBIKE / LINFOX PROSTOCK 1000



Race 2

Date: 27/02/11
Event: R09
Weather: Overcast - Temp: 18.7C
Track: Dry: Temp - 41.6C

Started at: 14:29:52
Laps: 12
Starters: 30
Printed at: 14:57

PROVISIONAL FASTEST LAPS SEQUENCE

Lap	Race Pos	No	Name	Machine	Fastest Lap	On Lap
1	1	27	Jamie STAUFFER (NSW)	Honda CBR-RR	1:39.591	1
2	1	27	Jamie STAUFFER (NSW)	Honda CBR-RR	1:33.841	2
2	2	14	Glenn ALLERTON (VIC)	BMW S 1000 RR	1:33.749	2
2	4	47	Wayne MAXWELL (VIC)	Honda CBR-RR	1:33.502	2

*** Rider 35 (John PHELAN (VIC)) - 10 second penalty imposed by Clerk of Course for jumped start ***

The results are provisional until the end of the time limit for protests and appeals.

Scott Laing
Chief Time Keeper - Scott Laing

Peter Smith
Clerk of Course - Peter Smith



Computime Race Timing Systems Pty Ltd © 1996-2008
Licensed to Computime Race Timing Systems

www.computime.com.au

COMPUTIME RACE TIMING SYSTEMS PTY LTD

9 Timber Lane, Glen Waverley, Vic 3150. Ph : 0418 17 13 17

E-mail : scott@computime.com.au





February 25 - 27, 2011 Phillip Island, Australia

SUPPORT CLASS RESULTS



QBE AUSTRALIAN SUPERBIKE / LINFOX PROSTOCK 1000



Race 2

Date: 27/02/11
Event: R09
Weather: Overcast - Temp: 18.7C
Track: Dry: Temp - 41.6C

Started at: 14:29:52
Laps: 12
Starters: 30
Printed at: 14:57

PROVISIONAL LAP CHART

Grid	1	2	3	4	5	6	7	8	9	10	11	12
47	27	27	27	27	47	14	14	14	14	14	14	14
27	14	14	14	47	27	27	27	17	17	17	17	17
14	17	17	47	14	14	47	17	27	27	27	27	27
17	47	47	17	17	17	17	11	11	11	11	11	11
12	12	12	12	11	12	11	12	12	12	6	6	12
6	6	6	11	12	11	12	86	6	6	12	12	6
86	11	11	6	86	6	86	6	86	86	86	86	86
11	86	86	86	6	86	6	18	18	18	18	18	18
45	45	18	18	18	18	18	32	32	32	32	32	32
18	65	65	32	32	32	32	65	65	65	65	65	65
32	18	32	65	65	65	65	54	54	54	54	54	54
54	54	54	54	54	54	54	20	20	20	20	20	20
65	32	20	20	20	20	20	35	35	35	35	50	50
20	20	50	50	50	50	50	50	50	50	50	35	35
68	35	35	35	35	35	35	38	68	68	68	68	68
50	50	38	38	38	68	38	68	38	38	38	38	43
35	38	68	68	68	38	68	43	43	43	43	43	38
43	68	64	64	64	43	43	64	64	64	64	64	64
38	52	43	43	43	64	64	22	22	22	22	22	22
3	64	52	52	52	55	55	55	55	49	49	49	49
26	43	55	55	55	22	22	49	49	52	52	52	52
52	55	49	22	22	52	52	52	52	55	55	55	55
55	22	22	49	49	49	49	7	7	7	7	7	7
64	49	3	3	3	3	3	3	3	3	3	3	3
7	7	7	7	7	7	7	26	26	26	26	26	26
49	3	15	26	15	26	26	15	15	15	15	15	15
15	26	26	15	26	15	15	23	23	23	23	23	23
22	15	23	23	23	23	23						
23	23	99										
99	99											
58												

*** Rider 35 (John PHELAN (VIC)) - 10 second penalty imposed by Clerk of Course for jumped start ***

The results are provisional until the end of the time limit for protests and appeals.

Chief Time Keeper - Scott Laing

Clerk of Course - Peter Smith



Computime Race Timing Systems Pty Ltd © 1996-2008
Licensed to Computime Race Timing Systems

www.computime.com.au

COMPUTIME RACE TIMING SYSTEMS PTY LTD

9 Timber Lane, Glen Waverley, Vic 3150. Ph : 0418 17 13 17

E-mail : scott@computime.com.au





February 25 - 27, 2011 Phillip Island, Australia

SUPPORT CLASS RESULTS



QBE AUSTRALIAN SUPERBIKES / LINFOX PROSTOCK 1000
PROVISIONAL ROUND POINTS



AUSTRALIAN PROSTOCK 1000 CHALLENGE

Pos	No	Name	Pole Posn	Race 1	Race 2	Total
1	65	Cru HALLIDAY (NSW)	1	18	25	44
2	35	John PHELAN (VIC)	0	25	14	39
3	38	Linden MAGEE (QLD)	0	17	16	33
4	50	John ROSS (NZ)	0	13	18	31
5	52	Ryan YANKO (QLD)	0	20	11	31
6	43	Daniel MOULTON (VIC)	0	10	17	27
7	64	Chris KNOX (NSW)	0	11	15	26
8	49	Garry VAN DIGGELE (NSW)	0	12	12	24
9	55	Brett KITCHIN (QLD)	0	14	10	24
10	3	Phil LOVETT (NSW)	0	16	8	24
11	22	Nathan HOUTERMAN (QLD)	0	9	13	22
12	15	Ben NICOLSON (VIC)	0	15	7	22
13	20	Matthew WALTERS (NSW)	0	0	20	20
14	7	Sam HEATH (QLD)	0	0	9	9
15	23	Scott YATES (NSW)	0	0	6	6

AUSTRALIAN PROSTOCK 1000 CHALLENGE - MANUFACTURERS

Pos	No	Name	Pole Posn	Race 1	Race 2	Total
1		Kawasaki	0	50	64	114
2		BMW	0	41	58	99
3		Honda	0	41	36	77
4		Yamaha	1	18	25	44
5		Kawsaki	0	14	10	24
6		KTM	0	16	8	24

AUSTRALIAN SUPERBIKE CHAMPIONSHIP - RIDERS

Pos	No	Name	Pole Posn	Race 1	Race 2	Total
1	14	Glenn ALLERTON (VIC)	0	25	25	50
2	17	Troy HERFOSS (VIC)	0	17	20	37
3	12	Ben ATTARD (QLD)	0	20	16	36
4	11	Craig COXHELL (VIC)	0	16	17	33
5	27	Jamie STAUFFER (NSW)	0	14	18	32
6	86	Beau BEATON (NSW)	0	15	14	29
7	6	Robert BUGDEN (QLD)	0	13	15	28
8	18	Ben HENRY (QLD)	0	12	13	25
9	32	Cole ODENDAAL (NSW)	0	11	12	23

Chief Time Keeper - Scott Laing

Clerk of Course - Peter Smith

Computime Race Timing Systems Pty Ltd © 1996-2008
Licensed to Computime Race Timing Systems

www.computime.com.au

COMPUTIME RACE TIMING SYSTEMS PTY LTD

9 Timber Lane, Glen Waverley, Vic 3150. Ph : 0418 17 13 17

E-mail : scott@computime.com.au





February 25 - 27, 2011 Phillip Island, Australia

SUPPORT CLASS RESULTS



**QBE AUSTRALIAN SUPERBIKES / LINFOX PROSTOCK 1000
PROVISIONAL ROUND POINTS**




AUSTRALIAN SUPERBIKE CHAMPIONSHIP - RIDERS

Pos	No	Name	Pole Posn	Race 1	Race 2	Total
10	47	Wayne MAXWELL (VIC)	1	18	0	19
11	54	Adam CHRISTIE (SA)	0	0	11	11
12	68	Andrew ORD (VIC)	0	0	10	10
13	26	Michael JEFFERY (NSW)	0	0	9	9

AUSTRALIAN SUPERBIKE CHAMPIONSHIP - MANUFACTURERS

Pos	No	Name	Pole Posn	Race 1	Race 2	Total
1		Honda	1	59	58	118
2		Suzuki	0	42	58	100
3		BMW	0	25	25	50
4		Aprilia	0	20	16	36
5		Ducati	0	15	14	29
6		Yamaha	0	0	9	9


Chief Time Keeper - Scott Laing


Clerk of Course - Peter Smith



Computime Race Timing Systems Pty Ltd © 1996-2008
Licensed to Computime Race Timing Systems

www.computime.com.au

COMPUTIME RACE TIMING SYSTEMS PTY LTD

9 Timber Lane, Glen Waverley, Vic 3150. Ph : 0418 17 13 17

E-mail : scott@computime.com.au

